

Inhabit Sheet

Collection	Abide & Inhabit	
Numéro De Style	4106V	
Référence De La Baguette De Soudure	353VS	
Construction	Rouleau Hétérogène Commerciale	
classe	Type I, Grade 1, Class B	
Finition	ExoGuard+®	
	Impérial	Métrique
Épaisseur De La Couche d'Usure	20 mil (0.02 in)	0.51 mm
Épaisseur Générale Du Produit	0.087 in	2.2 mm
Installation Type	Dry Back	
Installation	Direct Glue	
Adhésif Recommandé	S150 Resilient Sheet Spray 1 Can, 4200 Resilient Sheet 1 Gallon, 4200 Resilient Sheet 4 Gallon, 2200 Resilient Tile 4 Gallon, SHAW 4100 or 4151	

Emballage

Dimensions Réelles Du Rouleau	6.56 ft w x 68.58 ft l	2.00 m w x 20.90 m l
Surface Par Rouleau	50 sy/roll	41.81 sq m/roll
Poids Par Rouleau	337.7 lbs	153.18 kg

Méthodes d'Installation Conseillées



Inverse

Coordination Des Produits

LVT: Abide

Performance + Tests Et Essai

Poinçonnement Rémanent (Astm F1914)	Passes
Souplesse (Astm F137)	Passes
Résistance À La Chaleur (Astm F1514)	Passes
Résistance À La Lumière (Astm F1515)	Passes
Résistance Chimique (Astm F925)	Passes
Coefficient De Frottement (Astm D2407, Résistance Au Glissement)	≥0.5, meets the recommended static coefficient of friction for ADA walking surfaces

Test Reports may be included or listed by the manufacturing/inventory style number as opposed to the noted selling style number.

Garanties

[Limitée Commerciale De 15 Ans](#)  
[Commercial 15 Year Underbed Bond Warranty](#)

Diversity, Equity & Inclusion

We believe all humans are equal. Individually and collectively, we need to proactively create and promote opportunities that give everybody an equal footing in life. We nurture an environment where every voice and perspective can be heard, and proactively promote accessibility and inclusivity inside our network and beyond. One proof point is our ability to meet the criteria of the Social Fairness pillar of the Cradle to Cradle Product Standard. At Shaw Industries, we promote supplier participation that is reflective of Shaw's diverse customer base and local community. More than 42% of our spend\*\*\*\* is with small and diverse businesses. We believe having a strong Supplier Diversity Program is strategic for bringing more innovation to our businesses and opening new markets for growth.

Corporate Headquarters +1 800 257 7429 | +1 706 532 7984 | Atlanta +1 404 853 7429 | Bengaluru +91 80 6773 0202 | Beijing +86 10 6568 588 | Chicago +1 312 467 1331 | Dubai +971 4 584 6956 | Hong Kong +852 2623 0371 | Latin America (Miami) +1 305 827 5912 | London +44 207 961 4120 | Los Angeles +1 800 233 1614 | Melbourne +61 3 9939 8543 | Mexico City +55 5010 7600 | Mumbai +91 22 6284 5050 | Nantong +86 400 800 7429 | New York +1 212 953 7429 | Paris +33 (0) 1 81 22 44 39 | San Francisco +1 415 955 1920 | Santiago +562 2431 5000 x 550 | São Paulo +55 11 3071 1702 | Shanghai +86 21 3338 4000 | Singapore +65 6733 1811 | Sydney +1 800 556 302









Attributs + Certifications

Climate Impact	
Environmental Product Declaration (EPD)	Certifié Par Une Tierce Partie Conformément Aux Normes ISO 14025, EN 15804 Et ISO 21930:2017
Total Recycled Content	0% (Pre-Consumer 0%   Post-Consumer 0%)
Global Product Assessment	FloorScore®   Agréé
	CE Marking (EN 14041)   Certifié Par Un Tiers
	Country of Origin   Imported

Contribution Au Certificat Vert Leed

« Crédit MR : Divulgation et optimisation des produits de construction	<b>3rd Party Certified in Accordance with ISO 14025, EN 15804, &amp; ISO 21930:2017</b>
Crédit EQ : matériaux faibles émissions	<b>FloorScore Certified</b>
Installation Guidelines	Please visit <a href="http://www.shawcontract.com">www.shawcontract.com</a> for the most current warranty information.
Maintenance Guidelines	Specifications are subject to nominal manufacturing variance. Material supply and/or manufacturing processes may necessitate changes without notice.
	This product is an exclusive design and may not be duplicated in any manner. Use of this design in the creation of another product design is also strictly prohibited.
	*****Allowable spend is domestic (US) spend in categories in which we have diverse suppliers from which to choose. Compared to non-allowable spend which includes categories in which we do not have domestic, small or diverse suppliers available to meet our needs.
	Visit <a href="http://shawcontract.com/testing">shawcontract.com/testing</a> for more information.

Available Colorways

					
Oyster Shell Oak 06140 V3 - Moderate Variation Weldrod 06220	Antique Oak 06150 V3 - Moderate Variation Weldrod 09633	Grain Wenge 06210 V2 - Slight Variation Weldrod 09634	Barley Oak 06220 V3 - Moderate Variation Weldrod 05257	Sesame Oak 06240 V3 - Moderate Variation Weldrod 07325	Honey Wenge 06250 LRV 23.8 V2 - Slight Variation Weldrod 02025
					
Palladium Oak 06515 V3 - Moderate Variation Weldrod 05211	Liquorice Oak 06570 V4 - Substantial Variation Weldrod 09561	Ginger Oak 06630 V4 - Substantial Variation Weldrod 06140	Buckskin Oak 06660 V3 - Moderate Variation Weldrod 02025	Nubuck Oak 06700 V4 - Substantial Variation Weldrod 05211	Clove Walnut 06710 V3 - Moderate Variation Weldrod 01823



Color and Visual Variation Index

Shade and texture variation is inherent in all resilient products and can vary significantly from piece to piece. Samples should be used to assess color.

